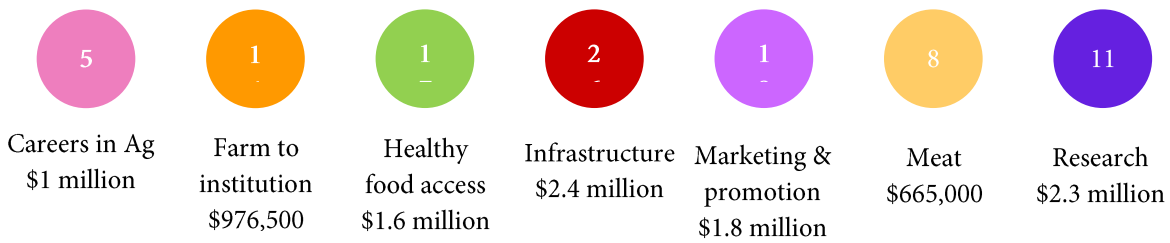
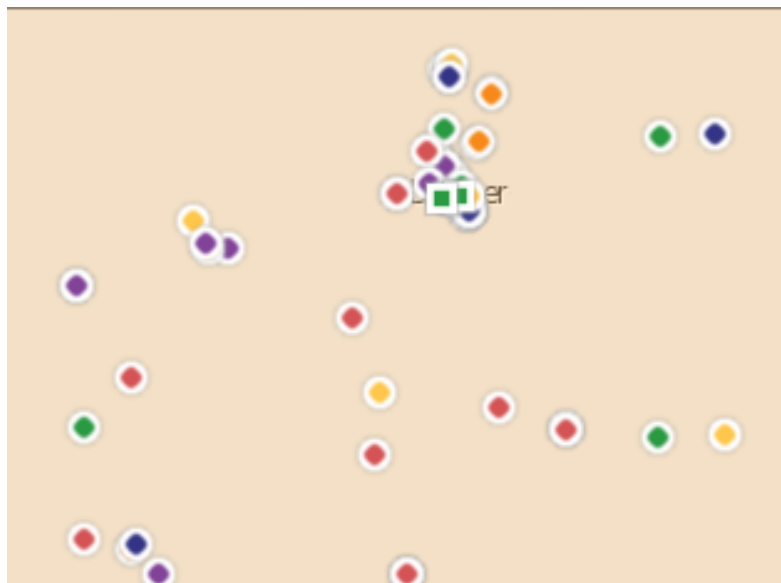


Discussion question:

How do we best leverage Federal resources to support CO agriculture and food systems?



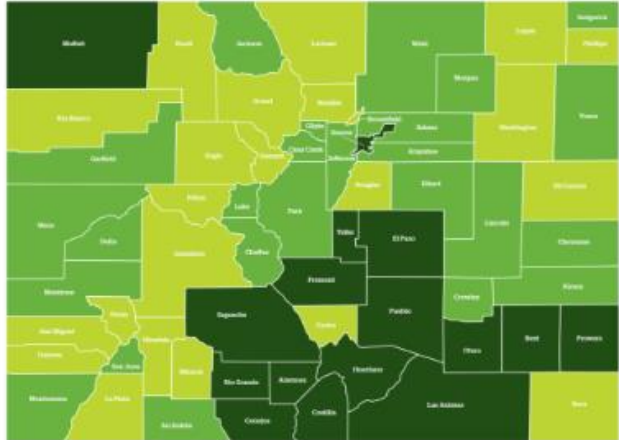
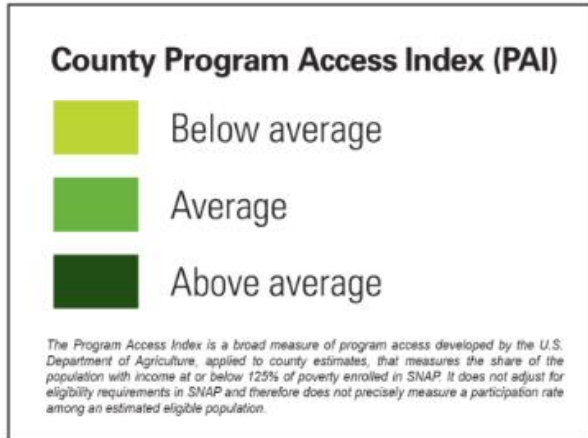
Source: Hunger Free Colorado, 2017, *Food stamp impact report*



Source: Know Your Farmer, Know Your Food Compass, 2017, *Programs and Projects*

Discussion question:

How do we best leverage Federal resources to support CO agriculture and food systems?



Source: Hunger Free Colorado, 2017, *Food stamp impact report*

	Number of projects (2014)	USDA research funding (2014) \$million	State population (2015)	Gross domestic product (2014) \$billion
1. California	905	\$405	39,144,818	2,103
2. Texas	473	\$280	27,469,114	1,457
3. North Carolina	450	\$175	10,042,802	438
4. Pennsylvania	251	\$172	12,802,503	604
5. Oregon	164	\$157	4,028,977	201
6. Iowa	197	\$150	3,123,899	153
7. Maryland	304	\$147	6,006,401	320
8. Mississippi	316	\$147	2,992,233	95
9. Colorado	175	\$146	5,456,574	279

Top states by federal agricultural research expenditure

Source: USDA CRIS; US Census Bureau; US Bureau of Economic Analysis

