

Discussion question:

Do we have appropriate workforce development and regulations to meet changing needs of the food and agricultural sectors?

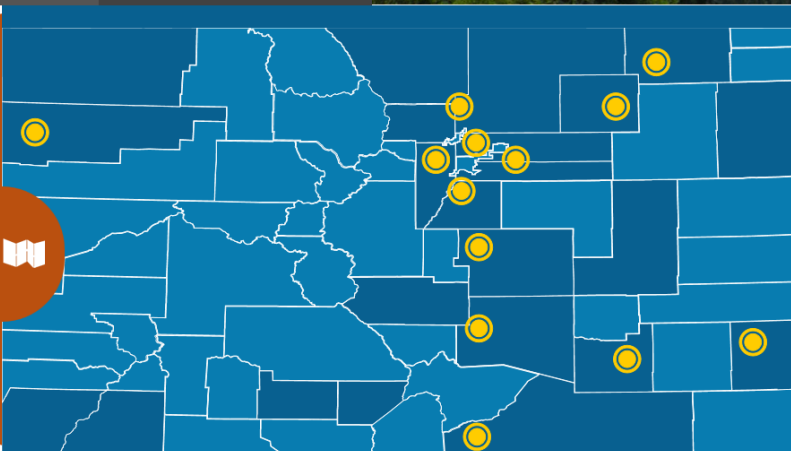
Activity	Basis for charge	Colorado	Northern Region	Southern Region	Western Region
Hand labors	\$/hour		9.00-14.00	9.00-20.00	8.00-20.00
Tractor drivers	\$/hour		12.00-15.00	10.00-15.00	8.00-15.00
Irrigation	Experienced	\$/hour	8.00-16.00	14.00-15.00	12.50-20.00
	Less experienced	\$/hour	8.00-10.00	8.00-10.00	8.00-10.00
Full time employees	\$/month		2,500-3,200	3,000-5,200	3,000-4,000
Foreman	\$/month		2,500-3,500	1,700-3,00	3,000-5,000
Mangers	\$/month		2,500-4,500	4,000-5,00	3,000-5,000
Food service manager	\$/hour	29.98			
Cooks	\$/hour	9.95-17.39			
Food scientists and technologist	\$/hour	36.61			

Source: Russell et al., 2015, *Custom rates for Colorado farms and ranches in 2015* and Bureau of Labor Statistics *May 2015 State Occupational Employment and Wage Estimates*

More Than 800 Academic Programs

The Community Colleges of Colorado award nearly 9,500 degrees and certificates each year across an incredible array of disciplines and top-growth career areas, from Arts to Sciences, Aerospace to Zoology. Click on a location on the map to find out what programs are available. Or see a full list of programs and where they are offered.

[Go CCCS](#)

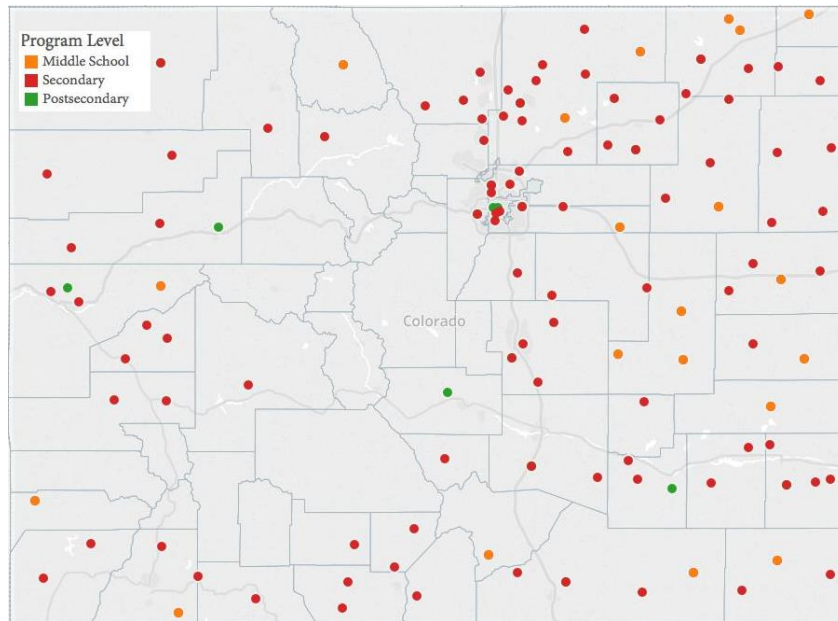


13 colleges, 39 locations & an open admissions policy. Click on your location on the map to find a location near you.

Source: Colorado Community College System, 2016, *Fact Sheet*

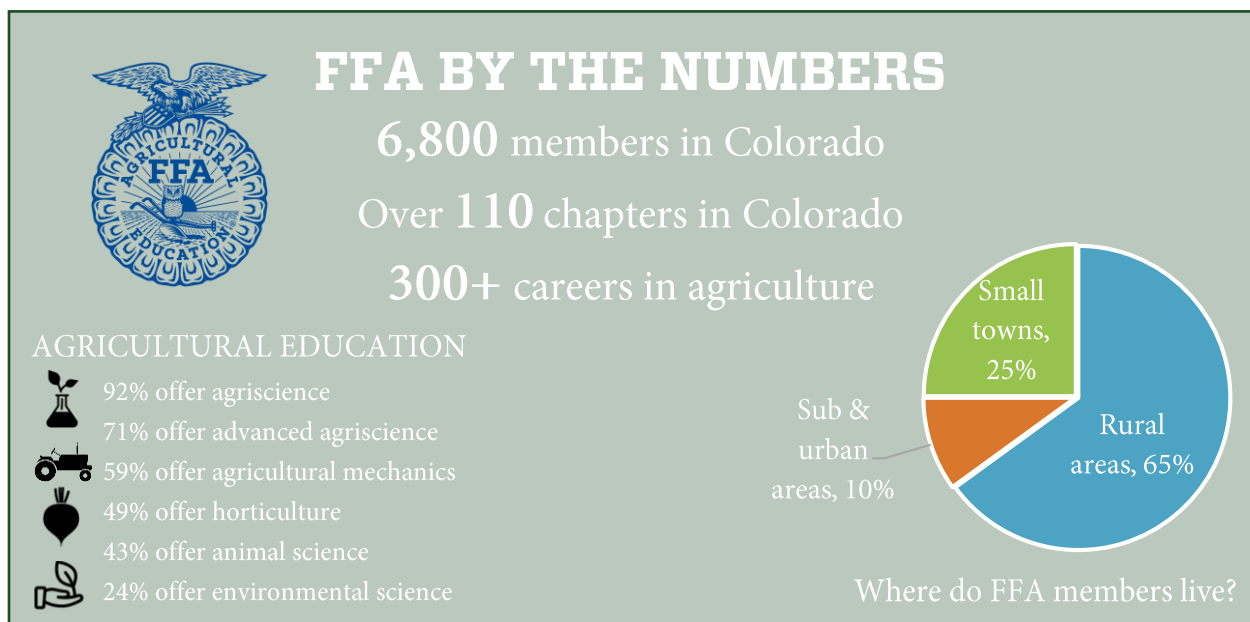
Discussion question:

Do we have appropriate workforce development and regulations to meet changing needs of the food and agricultural sectors?



All CTE approved agriculture and energy programs by school level

Source: Career and Technical Education for Colorado, 2017, *All Active Agriculture and Energy Programs*



Source: The National FFA Organization, 2013, *Fact Sheet*